



■ Features

- KNX IP / TP routing
- 4 KNX IP / TP tunnelings
- No additional external power supply required
- Universal Plug and Play
- Telegram filtering
- Built-in web front-end page
- 3 years warranty

■ Applications

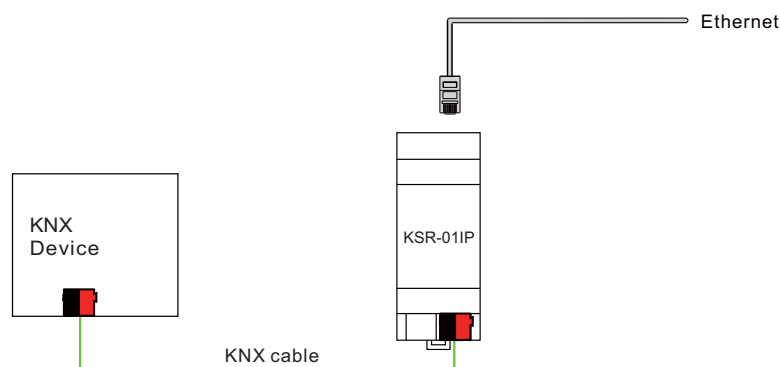
- Office lighting
- Smart home lighting
- Luxury villas lighting
- LED indoor lighting
- Building automation

■ Description

The IP TP media coupler KSR-01IP is a KNXnet/IP routing & tunneling device and works as KNX IP line/area coupler. No need to have an external power supply for powering. The ability to address all bus devices in the KNX bus system makes network operations less time-consuming. Operational and filtering states, malfunction and faulty communication are indicated by LEDs. The device is UPnP and its firmware can be updated via the built-in web front-end page.

The KSR-01IP connects Ethernet/ KNX IP and KNX TP two media for commissioning, addressing, parameters setting, visualization and diagnostic operations between devices on the KNX bus.

KSR-01IP is able to filter the traffic according to the installation place in the bus system hierarchy and according to the built-in filter tables for group oriented communication. Configuring from the subline can be blocked. Message filtering can be temporarily deactivated anytime via a button press on the device. The time to switch back to normal operation is ETS configurable. If necessary temporary access to other lines is possible also without download from the ETS.



■ Order Information

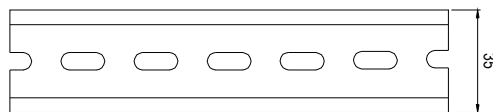
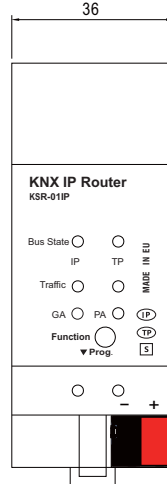
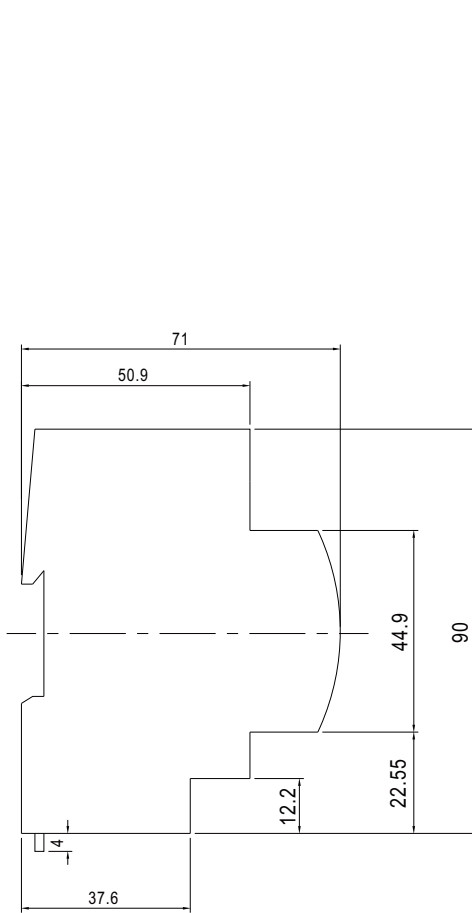
- Model No.: KSR-01IP

**SPECIFICATION**

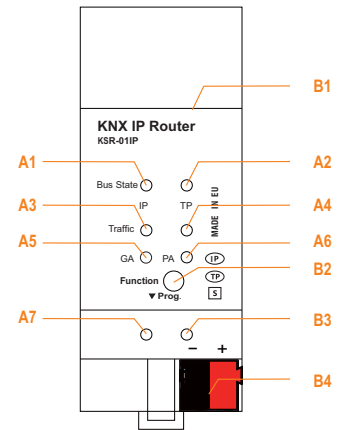
MODEL		KSR-01IP
OUTPUT	PROGRAMMING INTERFACE	KNX Protocol
	LED INDICATOR	Various color see mechanical specification part
INPUT	COMM. INTERFACE	RJ45 Ethernet connector
	POWER SUPPLY	21~30VDC(KNX TP bus)
	CURRENT CONSUMPTION	<20mA(KNX TP bus)
ENVIRONMENT	WORKING TEMP.	-5 ~ +45°C
	WORKING HUMIDITY	20 ~ 90% RH non-condensing
	STORAGE TEMP., HUMIDITY	-20 ~ +60°C, 5 ~ 93% RH non-condensing
	POLLUTION DEGREE	2 according to IEC60664-1
	PROTECTION TYPE	IP20 according to IEC60529
SAFETY & EMC	SAFETY STANDARDS	Compliance to EN50428; EN62479; EN60950-1
	KNX STANDARDS	ISO/IEC 14543-3, EN50090, EN13321-1
	EMC EMISSION	Compliance to EN50491-5, EN61000-3-3
	EMC IMMUNITY	Compliance to EN61000-4-2,3,4,5,6,11
OTHERS	MTBF	100K hrs min.
	DIMENSION	36*90*71mm (W*H*D)
	DIN RAIL MOUNTING	35 mm rail; 2 units wide
	PACKING	0.070Kg; 5pcs/0.45Kg

■ Mechanical Specification

Case No. Unit:mm



ADMISSIBLE DIN-RAIL: TS35/7.5 OR TS35/15



- A1: State IP (Main line)**
green: Main line OK
red: Manual Function active
- A2: Bus state KNX TP (Subline)**
green: Subline OK
- A3: Telegram traffic IP (Main line)**
green, blink.: Telegram traffic extent
red, blink.: Transmission error
- A4: Telegram traffic KNX TP (Subline)**
green, blink.: Telegram traffic extent
red, blink.: Transmission error
- A5: Group Address routing**
green: Filter active
orange: Route all
red: Block all
<off>: Main line / subline different
- A6: Physical Address routing**
green: Filter active
orange: Route all
red: Block all
<off>: Main line / subline different
- A7: Programming**
red: Program Mode
red, blink.: No IP connection
- B1: Ethernet connector**
- B2: Function button**
- B3: Program button**
- B4: KNX TP connector**

■ Configuration and Commissioning

The application program(data base) for ETS can be downloaded via
<http://www.meanwell.com/productCatalog.aspx>

■ Installation Manual

Please refer to : <http://www.meanwell.com/manual.html>